

SPIN2021 The 24th International Spin Symposium



Matsue, Japan

18-22 October 2021

Matsue, Shimane Prefecture, Japan

A Polarized Electron Beam Upgrade to SuperKEKB Enabling Precision Electroweak Measurements

J. Michael Roney

University of Victoria

21 October 2021

On behalf of the Belle II/SuperKEKB e- Polarization Upgrade Working Group




University
of Victoria

Upgrading SuperKEKB with polarized electrons

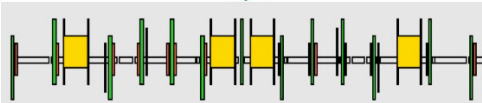
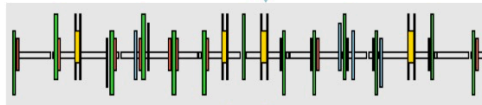
Opens New Windows for Discovery with Belle II



- Extremely rich and unique high precision electroweak program
- Probe of Dark Sector
- Polarized Beam also provides:
 - Improved precision measurements of τ Michel Parameters, electric dipole moment (EDM) and information on Magnetic Form factor F_2
 - Reduces backgrounds in $\tau \rightarrow \mu \gamma$ and $\tau \rightarrow e \gamma$ precision leading to significantly improved sensitivities
- hadronic studies

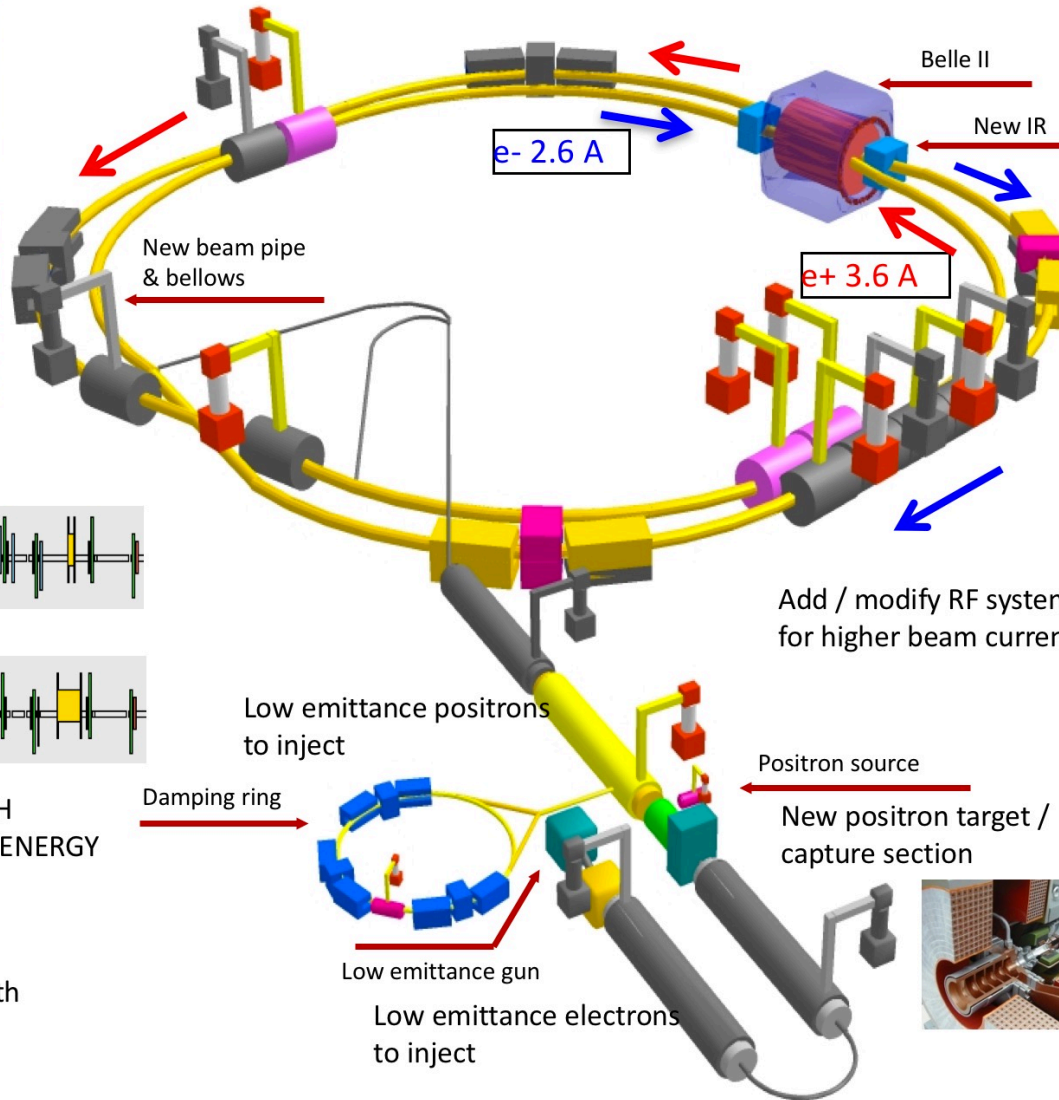
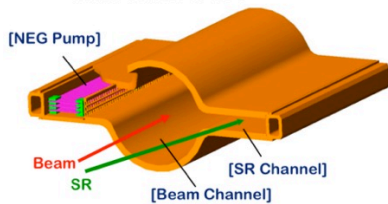


Replace short dipoles with longer ones (LER)

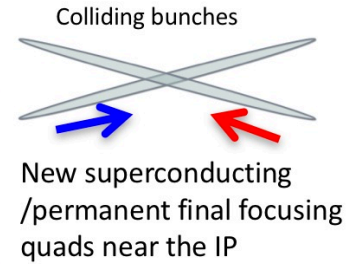


Redesign the lattices of HIGH ENERGY RING (HER) & LOW ENERGY RING (LER) to squeeze the emittance

TiN-coated beam pipe with antechambers



Add / modify RF systems for higher beam current



To obtain x40 higher luminosity

A New Path for Discovery in a Precision Neutral Current Electroweak Program

- **Left-Right Asymmetries** (A_{LR}) yield high precision measurements of the neutral current vector couplings (g_V) to each of five fermion flavours, f :
 - beauty (D-type)
 - charm (U-type)
 - tau
 - muon
 - electron

$$\text{Recall: } g_V^f \text{ gives } \theta_W \text{ in SM} \begin{cases} g_A^f = T_3^f \\ g_V^f = T_3^f - 2Q_f \sin^2 \theta_W \end{cases}$$

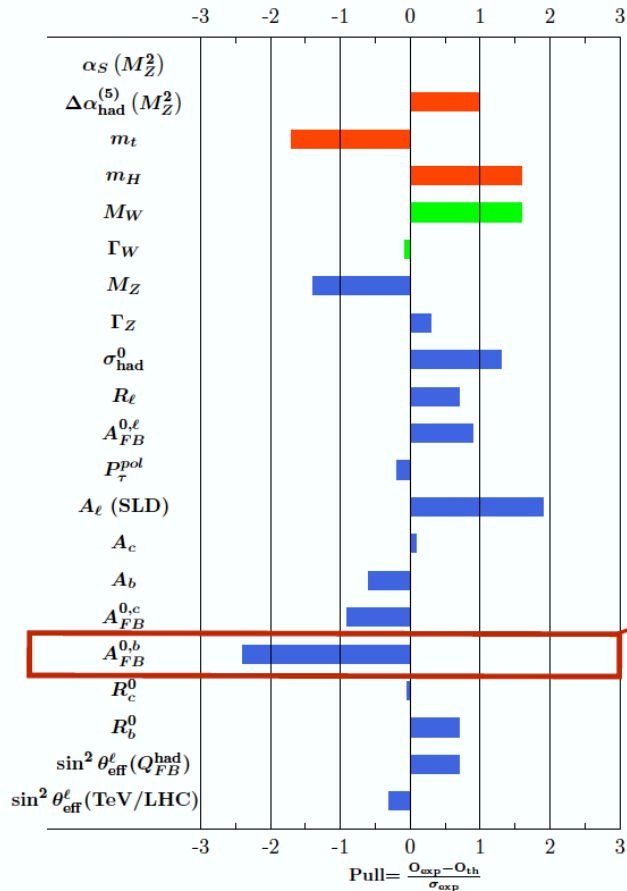
as well as light quarks

$T_3 = -0.5$ for charged leptons and D-type quarks
+0.5 for neutrinos and U-type quarks

The Standard Model Electroweak fit

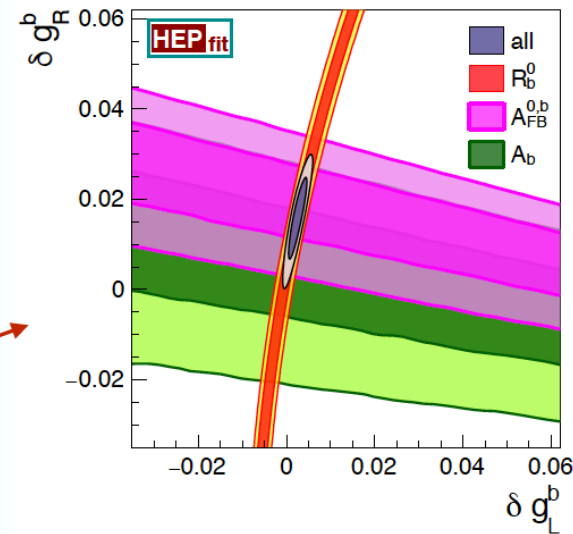
SM fit results: Predictions for EWPO

Also good agreement between indirect determination of EWPO and experimental measurements, with one notable exception



~2.5 σ discrepancy in forward-backward asymmetry of the b quark
Requires modifications of (right-handed) Zbb couplings

$$g_{L,R}^b = g_{L,R}^{b \text{ SM}} + \delta g_{L,R}^b$$



	Fit result	Correlations	
δg_R^b	0.017 ± 0.007	1.00	
δg_L^b	0.003 ± 0.001	0.89	1.00

'Chiral Belle' -> Left-Right Asymmetries

- Measure difference between cross-sections with left-handed beam electrons and right-handed beam electrons
- Same technique as SLD A_{LR} measurement at the Z-pole giving single most precise measurement of :

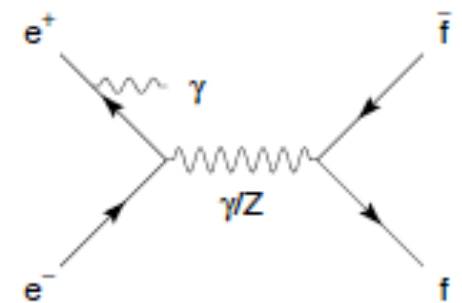
$$\sin^2\theta_{\text{eff}}^{\text{lepton}} = 0.23098 \pm 0.00026$$

- At 10.58 GeV, polarized e^- beam yields product of the neutral axial-vector coupling of the electron and vector coupling of the final-state fermion via Z- γ interference:

$$A_{LR} = \frac{\sigma_L - \sigma_R}{\sigma_L + \sigma_R} = \frac{4}{\sqrt{2}} \left(\frac{G_F s}{4\pi\alpha Q_f} \right) (g_A^e g_V^f) \langle Pol \rangle$$

$$\propto T_3^f - 2Q_f \sin^2 \theta_W$$

(for s-channel Born)



'Chiral Belle' Left-Right Asymmetries

Electron helicity would be chosen randomly pulse-to-pulse by controlling the circular polarization of the source laser illuminating a GaAs photocathode.

$$A_{LR} = \frac{\sigma_L - \sigma_R}{\sigma_L + \sigma_R} = \frac{4}{\sqrt{2}} \left(\frac{G_{FS}}{4\pi\alpha Q_f} \right) (g_A^e g_V^f) \langle Pol \rangle$$

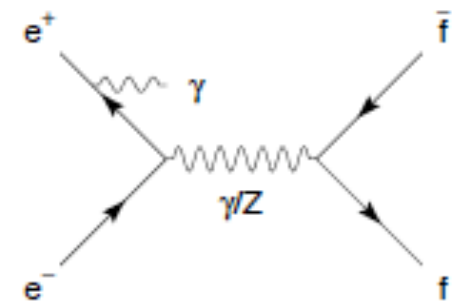
$$\propto T_3^f - 2Q_f \sin^2 \theta_W$$

$$\langle Pol \rangle = 0.5 \left\{ \left(\frac{N_R^{e^-} - N_L^{e^-}}{N_R^{e^-} + N_L^{e^-}} \right)_R - \left(\frac{N_R^{e^-} - N_L^{e^-}}{N_R^{e^-} + N_L^{e^-}} \right)_L \right\}$$

Source generates mainly right-handed electrons

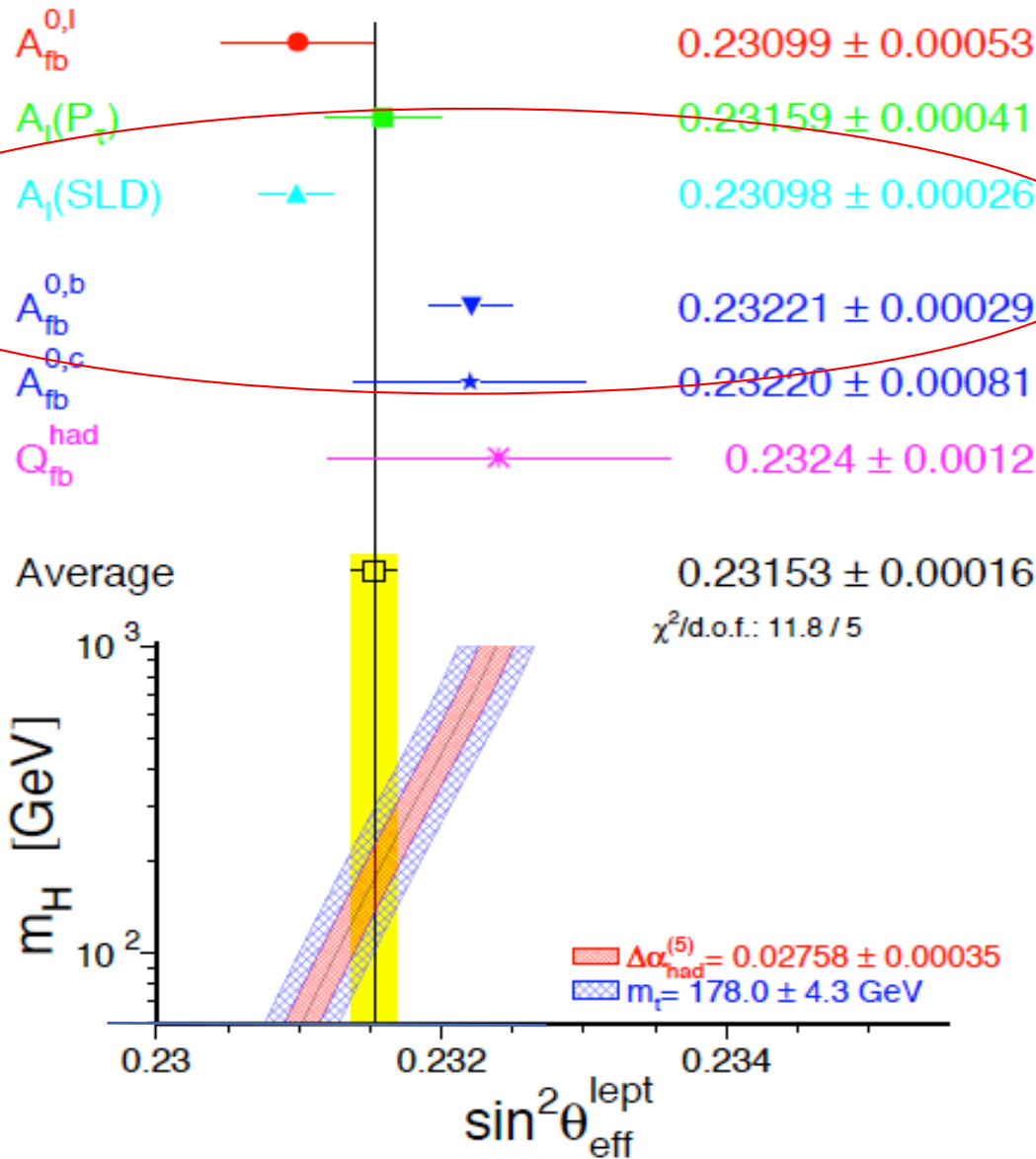
Source generates mainly left-handed electrons

(for s-channel Born)



For A_{LR} calculation with NLO corrections for mu-pair final state, see:
 Aleksejevs, Barkanova, Roney, Zykunov "NLO radiative corrections for
 Forward-Backward and Left-Right Asymmetries at a B Factory", [arXiv:1801.08510](https://arxiv.org/abs/1801.08510)

Existing tension in data on the Z-Pole:



Physics Report Vol 427,
 Nos 5-6 (2006),
 ALEPH, OPAL, L3, DELPHI, SLD

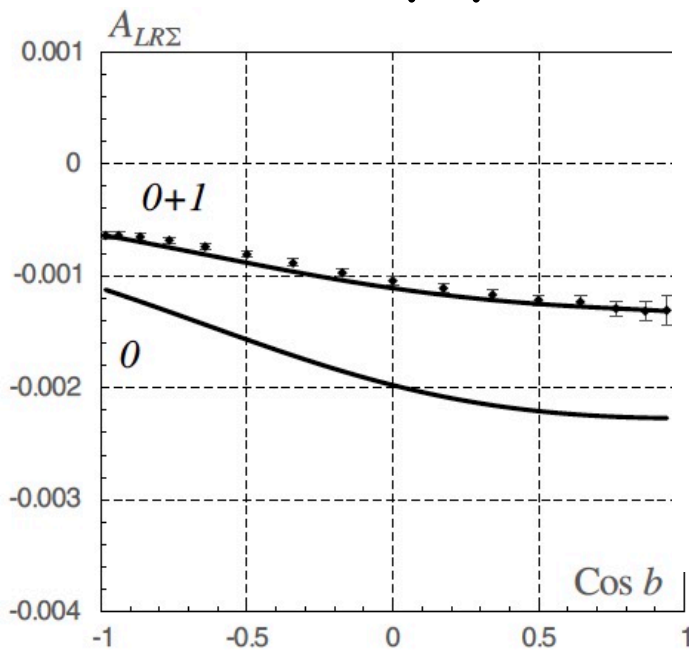
**3.2 σ comparing
 only A_{LR} (SLC) and
 $A_{fb}^{0,b}$ (LEP)**

International collaboration of Accelerator and Particle Physicists

➤ Theorists currently working on SM Electroweak calculations:

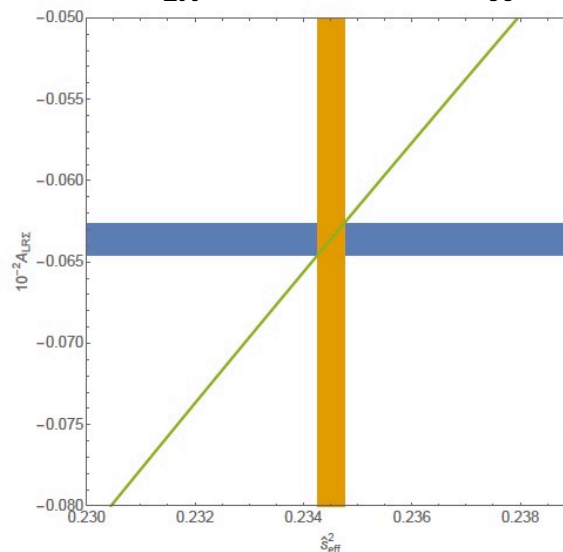
Aleks Aleksejevs & Svetlana Barkanova, (Memorial U Newfoundland), Vladimir Zykunov & Yu.M.Bystritskiy (DUBNA) (see Ruban Sandapen's talk)

$e^+e^- \rightarrow \mu^+\mu^-$



$$\Sigma_L^C = \int_{\cos b}^{\cos a} \sigma_L^C \cdot d(\cos \theta), \quad \Sigma_R^C = \int_{\cos b}^{\cos a} \sigma_R^C \cdot d(\cos \theta)$$

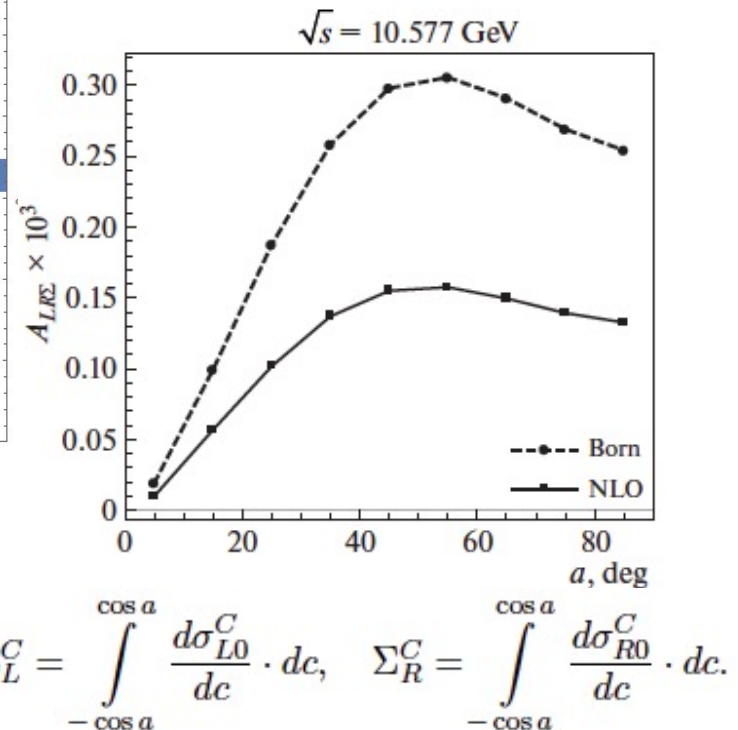
$A_{LR}^{\mu\mu}$ vs $\sin^2 \theta_W^{eff}$



$$A_{LR\Sigma}^C = A_{LR\Sigma}^C(a) = \frac{\Sigma_L^C - \Sigma_R^C}{\Sigma_L^C + \Sigma_R^C}$$

$$\Sigma_L^C = \int_{-\cos a}^{\cos a} \frac{d\sigma_{L0}^C}{dc} \cdot dc, \quad \Sigma_R^C = \int_{-\cos a}^{\cos a} \frac{d\sigma_{R0}^C}{dc} \cdot dc.$$

$e^+e^- \rightarrow e^+e^-$



$a=10^\circ$ & energy of photons $< 2\text{GeV}$

Phys.Rev. D101 (2020) no.5, 053003

PHYSICS OF ATOMIC NUCLEI Vol. 83 No. 3 2020

New generator: ReneSANCe

Renat Sadykov (JINR,Dubna) and Vitaly Yermolchuk (JINR Dubna&INP,Misnk), “Polarized NLO EW $e^+e^-e^+e^-e^+e^-$ cross section calculations with ReneSANCe-v1.0.0”, *Comput.Phys.Commun.* 256 (2020) 107445; 2001.10755 [hep-ph]

New generator with beam polarization capable of producing Bhabhas.

Polarization in each beam and special mode to efficiently calculate A_{LR} without event generation output.

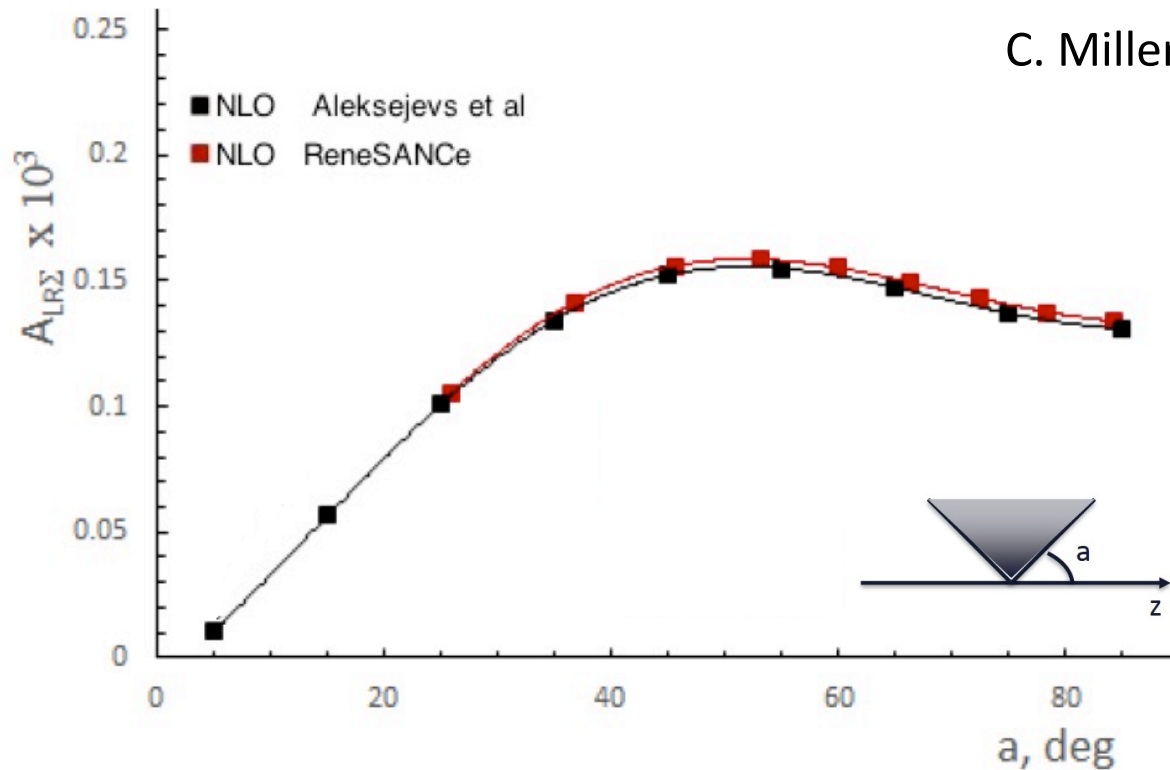
Caleb Miller (Victoria) has been working with authors on use of ReneSANCe for 10.58GeV SuperKEKB polarization application. Now has single beam polarization.

Comparing ReneSANCe with results published in:

A. G. Aleksejevs (Memorial U, Canada), S.G.Barkanova (Memorial U, Canada), Yu.M.Bystritskiy (JINR, Dubna), and V. A. Zykunov (JINR, Dubna& Gomel), “Electroweak Corrections with Allowance for Hard Bremsstrahlung in Polarized Bhabha Scattering”, *Physics of Atomic Nuclei*, 2020, Vol. 83, No. 3, pp. 463–479

ReneSANCe *cf* Aleksejevs *et al*

C. Miller

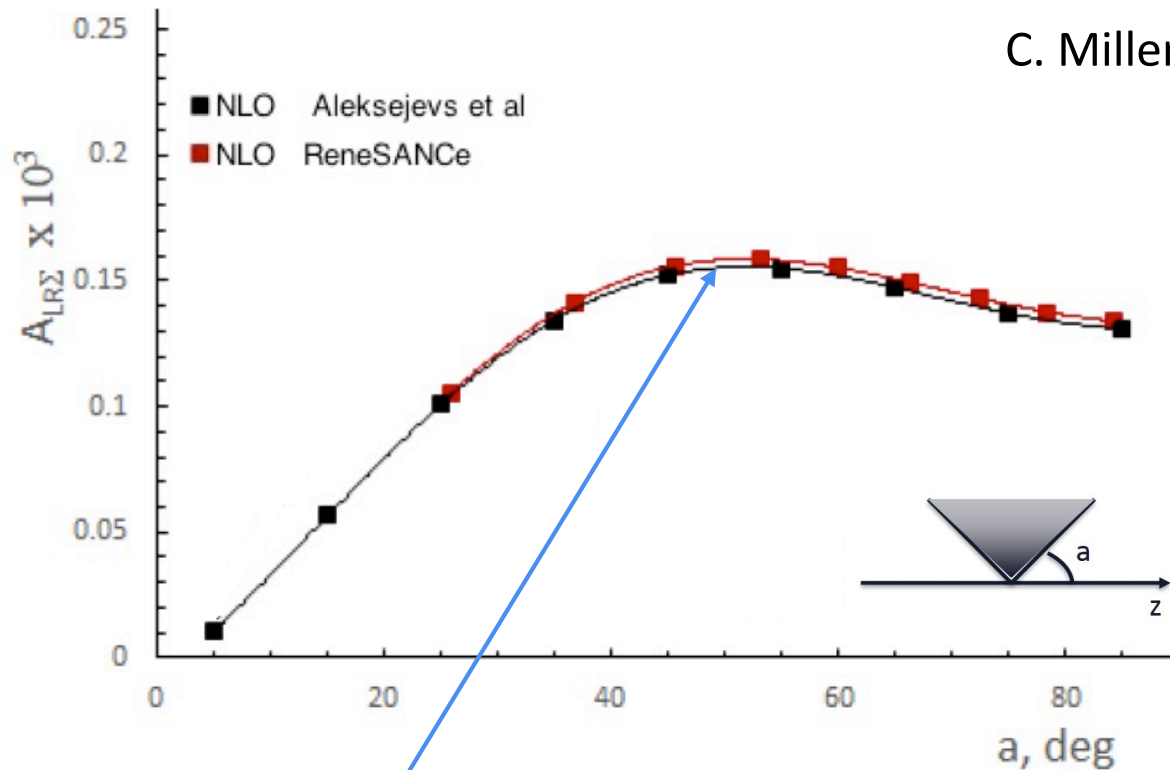


A_{LR} as a function of acceptance angle where z is e^- direction in centre-of-mass

Using M_W variations with ReneSANCe, can find $\delta \sin^2 \theta_W / \delta A_{LR}$

ReneSANCe *cf* Aleksejevs *et al*

C. Miller



A_{LR} as a function of acceptance angle where z is e^- direction in centre-of-mass

Using M_W variations with ReneSANCe, can find $\delta \sin^2 \theta_W / \delta A_{LR}$

Belle II has published a luminosity paper with Bhabha acceptance in the central part of the detector:

F. Abudinén et al, Belle II Collaboration, Chin.Phys.C 44 (2020) 2, 021001

Reports: Cross-section = 17.4nb, efficiency=36%

With 70% polarized electron beam get unprecedented precision for neutral current vector couplings

Final State Fermion	SM A_{LR} (statistical error & sys from 0.5% P_e) For 40/ab	Relative Error
b-quark (selection eff.=0.3)	-0.0200 ± 0.0001	0.5%
c-quark (eff. = 0.3)	+0.00546 ± 0.00003	0.5%
tau (eff. = 0.25)	-0.00064 ± 0.000015	2.4%
muon (eff. = 0.5)	-0.00064 ± 0.000009	1.5%
Electron (barrel) (eff. = 0.36)	+0.00015 ± 0.000003	2.0%

1 - Physics Report Vol 427, Nos 5-6 (2006), ALEPH, OPAL, L3, DELPHI, SLD
 $\sin^2 \Theta_W$ - all LEP+SLD measurements combined $WA = 0.23153 \pm 0.00016$

With 70% polarized electron beam get unprecedented precision for neutral current vector couplings

Final State Fermion	SM g_v^f (M_Z)	World Average ¹ g_v^f	Chiral Belle σ 20 ab ⁻¹	Chiral Belle σ 40 ab ⁻¹	Chiral Belle $\sigma \sin^2\Theta_W$ 40 ab ⁻¹
b-quark (eff.=0.3)	-0.3437 ± .0001	-0.3220 ±0.0077 (high by 2.8 σ)	0.002 Improve x4	0.002	0.003
c-quark (eff. = 0.3)	+0.1920 ±.0002	+0.1873 ± 0.0070	0.001 Improve x7	0.001	0.0008
Tau (eff. = 0.25)	-0.0371 ±.0003	-0.0366 ± 0.0010	0.001 (similar)	0.0008	0.0004
Muon (eff. = 0.5)	-0.0371 ±.0003	-0.03667±0.0023	0.0007 Improve x 3	0.0005	0.0003
Electron (17nb, eff=0.36)	-0.0371 ±.0003	-0.03816 ±0.00047	0.0009	0.0006	0.0003

1 - Physics Report Vol 427, Nos 5-6 (2006), ALEPH, OPAL, L3, DELPHI, SLD
 $\sin^2 \Theta_W$ - all LEP+SLD measurements combined WA = 0.23153 ± 0.00016

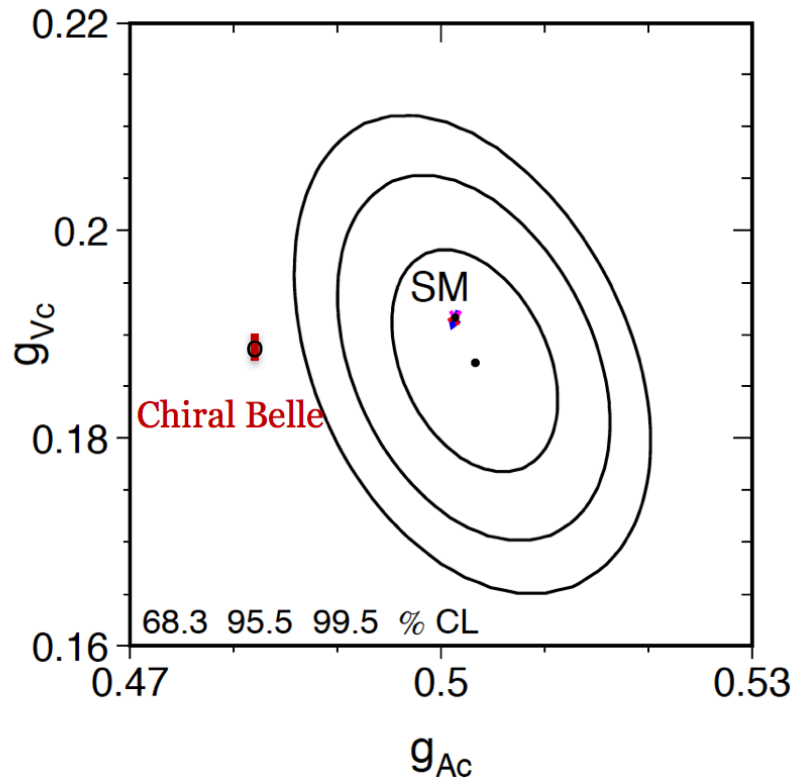
$\sin^2 \Theta_W$ - Chiral Belle combined leptons with 40 ab⁻¹ have error ~current WA

Chiral Belle probes both high and low energy scales

Physics Report Vol 427, Nos 5-6 (2006), ALEPH, OPAL, L3, DELPHI, SLD

c-quark:

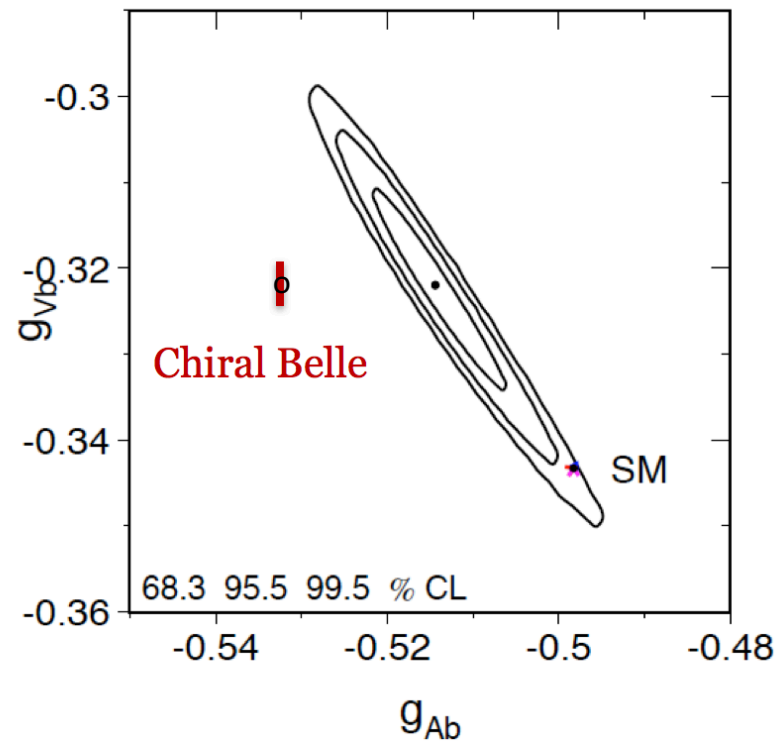
Chiral Belle ~ 7 times more precise



b-quark:

Chiral Belle ~ 4 times more precise

with 20 ab^{-1}



Chiral Belle probes both high and low energy scales

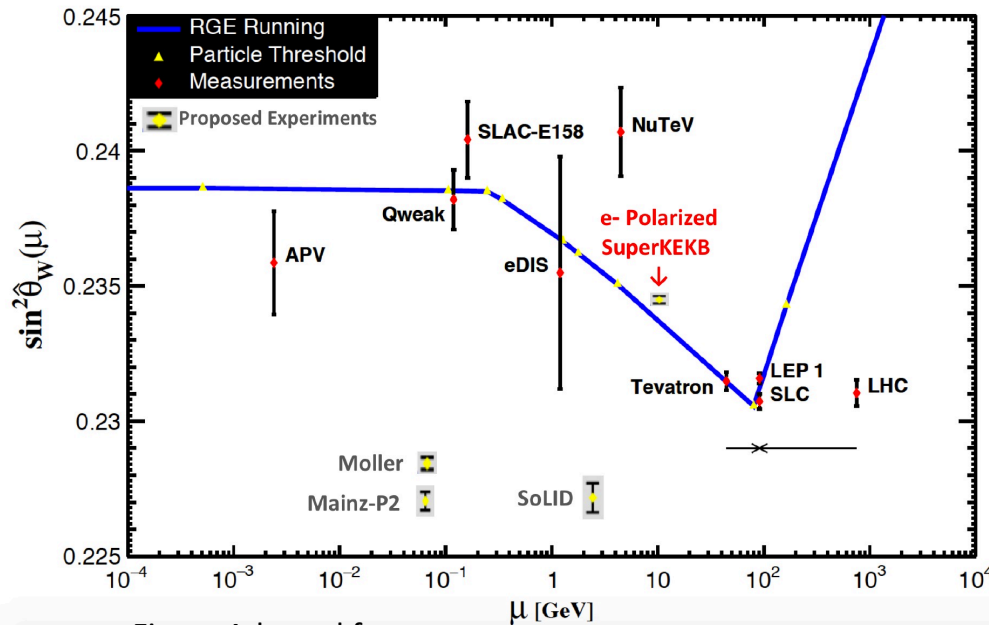


Figure Adapted from
J. Erler and A. Freitas, (PDG) Phys. Rev. D98 , 030001 (2018)

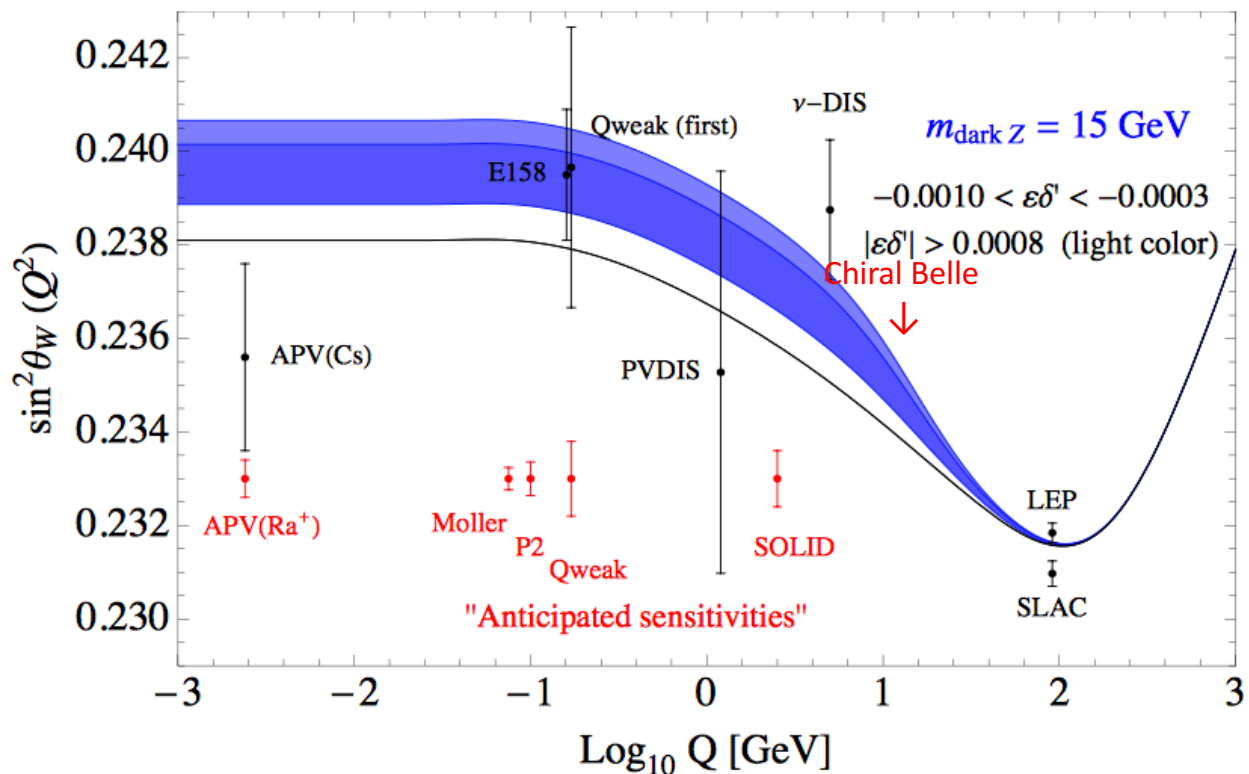
**Chiral Belle: $\sigma < 0.0002$ with 40 ab^{-1}
Using only clean leptonic states**

- Precision probe of running of the weak mixing angle
- Being away from Z-pole opens NP sensitivities not available at the pole

- Measurements of $\sin^2\theta_{\text{eff}}^{\text{lepton}}$ of using lepton pairs of comparable precision to that obtained by LEP/SLD, except at 10.58GeV
 - sensitive to $Z' > \text{TeV}$ scale; can probe purely Z' that only couple to leptons: complementary to direct Z' searches at LHC which couple to both quarks and leptons
- highest precision test neutral current vector coupling universality where beam polarization error cancels ($< 0.3\%$ relative error for b-to-c, *cf* 4% now)
- Most precise measurements for charm and beauty
 - probes both heavy quark phenomenology and Up vs Down

Chiral Belle probes both high and low energy scales

- Unique sensitivity to Dark Sector parity violating light neutral gauge bosons – especially when Z_{dark} is off-shell or couples more to 3rd generation
 - Because couplings are small, this sector would have been hidden
 - See e.g. H. Davoudiasl, H. S. Lee and W. J. Marciano, Phys.Rev. D 92, no. 5, 055005 (2015)



Chiral Belle probes both high and low energy scales

Global interest in this EW physics:

- LHC experiments
- APV measurements at lower energy scales
- Moller Experiment at Jefferson Lab which will measure $\sin^2\theta_{\text{eff}}^{\text{electron}}$ below 100MeV with similar precision (note: Moller is only sensitive to electron couplings.)
- EIC can measure $\sin^2\theta_{\text{eff}}$ in similar kinematic region, but with less precision
- Next generation high energy e+e- colliders: ILC (where polarization is planned) & FCC-ee

Chiral Belle also provides

- Improved precision measurements of τ Michel Parameters, electric dipole moment (EDM) and information on Magnetic Form factor F_2
 - See J. Bernabéu, G. A. Gonzalez-Sprinberg, and J. Vidal, “*CP violation and electric dipole moment at low energy tau production with polarized electrons*”, Nucl. Phys. B763:283–292, 2007, hep-ph/0610135.
 - J. Bernabéu, G. A. Gonzalez-Sprinberg, and J. Vidal Nucl.Phys.B 790 (2008) 160-174 “*Tau anomalous magnetic moment form-factor at Super B/flavor factories*”
 - Denis Epifanov talk at Tau 2021 the Russian Super Tau-Charm Factory (STCF) which will operate with e- polarized beams
- e^- beam polarization can be used to reduce backgrounds in $\tau \rightarrow \mu\gamma$ and $\tau \rightarrow e\gamma$ – leading to improved sensitivities; also electron beam polarization and can be used to distinguish Left and Right handed New Physics currents.
 - See: arXiv:1008.1541v1 [hep-ex]
- Polarized e^+e^- annihilation into a polarized Λ or a hadron pair experimentally probes dynamical mass generation in QCD

From J. Bernabéu *et al*, *Nucl.Phys.B* 790 (2008) 160-174

Tau anomalous magnetic moment form-factor at Super B/ flavor factories

In EFT interactions between τ and photon

$$\Gamma^\mu(q^2) = F_1(q^2)\gamma^\mu + F_2(q^2)\frac{i\sigma^{\mu\nu}q_\nu}{2m_\tau} + F_3(q^2)\frac{\sigma^{\mu\nu}q_\nu\gamma_5}{2m_\tau}$$

$F_1(q^2)$: Dirac form factor $F_1(0) = 1$

$F_2(q^2)$: Pauli form factor $F_2(0) = a_\tau$

$F_3(q^2)$: $F_3(0) = d_\tau \cdot 2m_\tau / eQ_\tau$

From J. Bernabéu *et al*, Nucl. Phys. B763:283–292, 2007

CP violation and electric dipole moment at low energy tau production with polarized electrons

P_N^τ : polarization of one of the τ 's normal to the scattering plane.

With beam polarization λ :

$$P_N^\tau \propto \lambda \gamma \beta^2 \cos \theta_\tau \sin \theta_\tau \frac{m_\tau}{e} \text{Re}(d_\tau^\gamma)$$

Now, to be sensitive only to the EDM we can define the azimuthal asymmetry as:

$$A_N^\mp = \frac{\sigma_L^\mp - \sigma_R^\mp}{\sigma} = \alpha_\mp \frac{3\pi\gamma\beta}{8(3-\beta^2)} \frac{2m_\tau}{e} d_\tau^\gamma \quad (14)$$

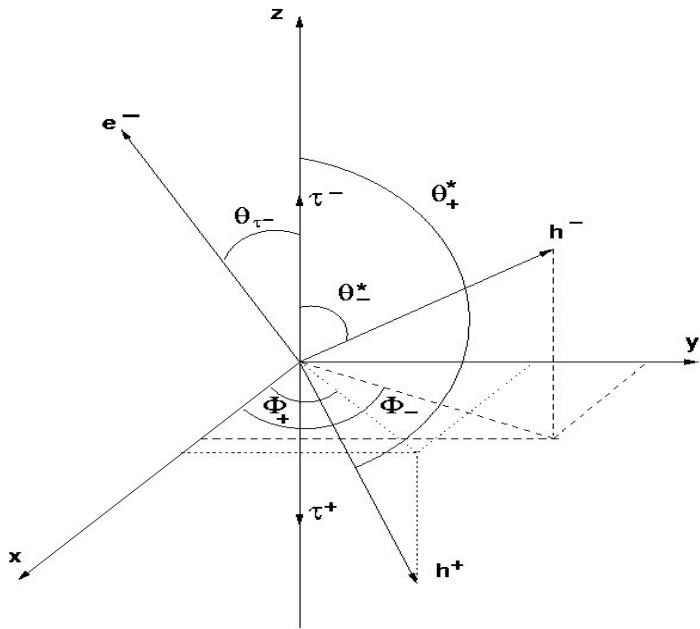
where

$$\sigma_L^\mp = \int_0^{2\pi} d\phi_\pm \left[\int_0^\pi d\phi_\mp \frac{d^2\sigma^S}{d\phi_- d\phi_+} \Big|_{\text{Pol}(e^-)} \right] =$$

$$Br(\tau^+ \rightarrow h^+ \bar{\nu}_\tau) Br(\tau^- \rightarrow h^- \nu_\tau) \alpha_\mp \frac{(\pi\alpha\beta)^2 \gamma}{8s} \frac{2m_\tau}{e} d_\tau^\gamma \quad (15)$$

$$\sigma_R^\mp = \int_0^{2\pi} d\phi_\pm \left[\int_\pi^{2\pi} d\phi_\mp \frac{d^2\sigma^S}{d\phi_- d\phi_+} \Big|_{\text{Pol}(e^-)} \right] =$$

$$-Br(\tau^+ \rightarrow h^+ \bar{\nu}_\tau) Br(\tau^- \rightarrow h^- \nu_\tau) \alpha_\mp \frac{(\pi\alpha\beta)^2 \gamma}{8s} \frac{2m_\tau}{e} d_\tau^\gamma \quad (16)$$



From J. Bernabéu *et al*, Nucl. Phys. B763:283–292, 2007

CP violation and electric dipole moment at low energy tau production with polarized electrons

For polarized beams $P_N^\tau \propto \lambda \gamma \beta^2 \cos \theta_\tau \sin \theta_\tau \frac{m_\tau}{e} \text{Re}(d_\tau^\gamma)$

Angular asymmetries (P_N^τ) are proportional to EDM

$$A_N^m = \frac{\sigma_L^m - \sigma_R^m}{\sigma_L^m + \sigma_R^m} = \alpha_m \frac{3\pi\gamma\beta}{8(3 - \beta^2)} \frac{2m_\tau}{e} \text{Re}(d_\tau^\gamma)$$

One can also measure A for τ^+ and/or τ^-

~~CP~~ :

$$A_N^{\text{CP}} \equiv \frac{1}{2} (A_N^+ + A_N^-)$$

From J. Bernabéu *et al*, Nucl. Phys. B763:283–292, 2007

CP violation and electric dipole moment at low energy tau production with polarized electrons

They conclude:

$$|d_{\tau}^{\gamma}| \leq 1.6 \cdot 10^{-19} \text{ ecm} \quad \text{Super B/Flavor factory, 1 yr running, } 15ab^{-1}$$

$$|d_{\tau}^{\gamma}| \leq 7.2 \cdot 10^{-20} \text{ ecm} \quad \text{Super B/Flavor factory, 5 yrs running, } 75ab^{-1}$$

Using Bernabéu *et al* from this study one can calculate
for $40ab^{-1}$ Chiral Belle data with 70% polarization:

$$|d_{\tau}^{\gamma}| < 1.4 \times 10^{-20} \text{ (Statistical error only)}$$

World best measurement from Belle - arXiv:2108.11543 -

$$-1.85 \times 10^{-17} < \Re(\tilde{d}_{\tau}) < 0.61 \times 10^{-17} \text{ ecm (95 \% CL)}$$

$$-1.03 \times 10^{-17} < \Im(\tilde{d}_{\tau}) < 0.23 \times 10^{-17} \text{ ecm (95 \% CL)}$$

Note: extrapolating statistical error from recent Belle results
would give a limit of $\sim 5 \times 10^{-19}$ for unpolarized Belle II data with $50ab^{-1}$

From J. Bernabéu *et al*, *Nucl.Phys.B* 790 (2008) 160-174 *Tau anomalous magnetic moment form-factor at Super B/flavor factories*

To get an observable sensitive to the relevant signal define the azimuthal transverse asymmetry as

$$A_T^\pm = \frac{\sigma_R^\pm|_{\text{Pol}} - \sigma_L^\pm|_{\text{Pol}}}{\sigma} = \mp \alpha_\pm \frac{3\pi}{8(3 - \beta^2)\gamma} \left[|F_1|^2 + (2 - \beta^2)\gamma^2 \text{Re}\{F_2\} \right],$$

Then, we define the longitudinal asymmetry as

$$A_L^\pm = \frac{\sigma_{FB}^\pm(+)|_{\text{Pol}} - \sigma_{FB}^\pm(-)|_{\text{Pol}}}{\sigma} = \mp \alpha_\pm \frac{3}{4(3 - \beta^2)} \left[|F_1|^2 + 2 \text{Re}\{F_2\} \right],$$

$$\text{Re}\{F_2(s)\} = \mp \frac{8(3 - \beta^2)}{3\pi\gamma\beta^2} \frac{1}{\alpha_\pm} \left(A_T^\pm - \frac{\pi}{2\gamma} A_L^\pm \right).$$

From J. Bernabéu *et al*, *Nucl.Phys.B* 790 (2008) 160-174

Tau anomalous magnetic moment form-factor at Super B/Flavor factories

Table 1
Sensitivity of the F_2 measurement at the Υ energy ($ab = \text{attobarn} = 10^{-18}b$)

EXPERIMENT ↓	OBSERVABLE		
	Cross Section	Normal Asymmetry	Transverse and Longitudinal Asymmetry combined*
	$\text{Re}\{F_2\}$	$\text{Im}\{F_2\}$	$\text{Re}\{F_2\}$
Babar+Belle $2ab^{-1}$	4.6×10^{-6}	2.1×10^{-5}	1.0×10^{-5}
Super B/Flavor Factory (1 yr. running) $15ab^{-1}$	1.7×10^{-6}	7.8×10^{-6}	3.7×10^{-6}
Super B/Flavor Factory (5 yrs. running) $75 ab^{-1}$	7.5×10^{-7}	3.5×10^{-6}	1.7×10^{-6}

*Polarized electrons required

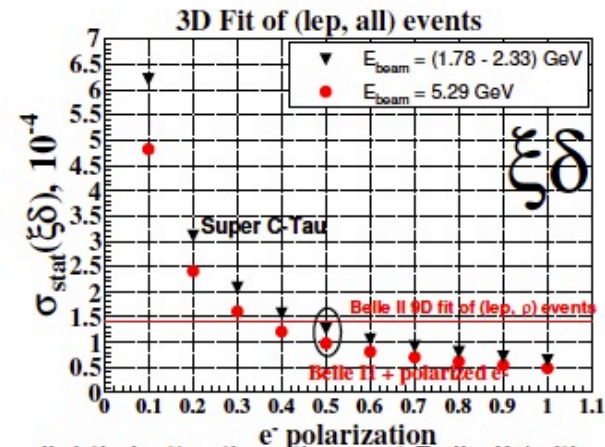
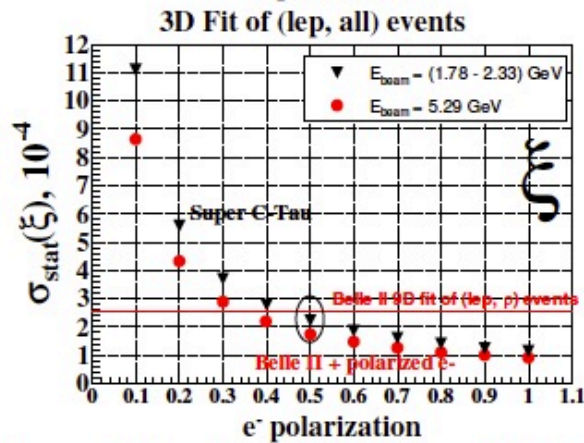
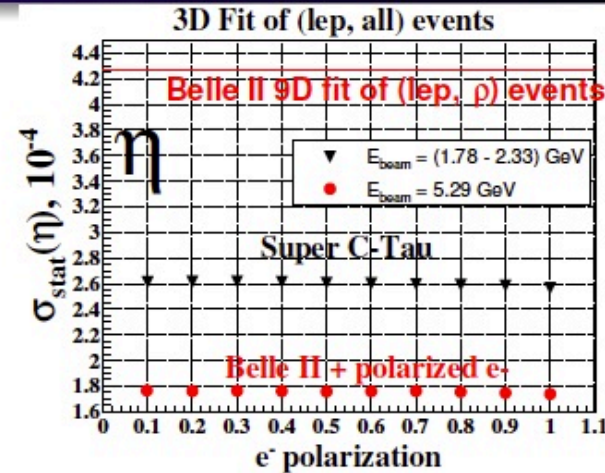
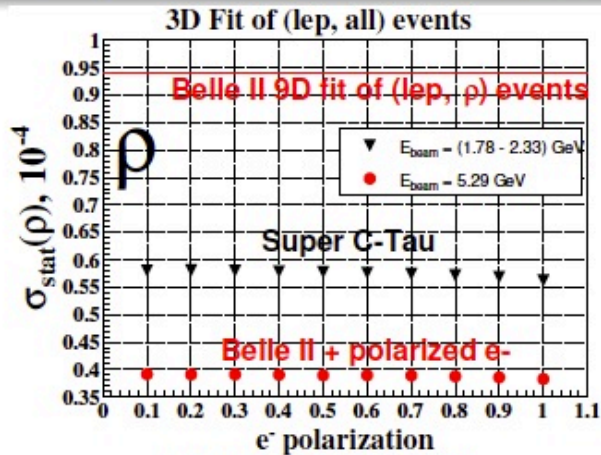
Using Bernabéu *et al* from this study one can calculate for $40ab^{-1}$ Chiral Belle data with 100% polarization:

$$\text{Re}\{F_2(10\text{GeV})\} \sim 2 \times 10^{-6} \text{ (Statistical error only)}$$

Note: extrapolating statistical error for unpolarized Belle II data with $50ab^{-1}$ would give a sensitivity of $\sim 4 \times 10^{-6}$ (Cross section method would be systematics limited before $15ab^{-1}$)

From Denis Epifanov's talk at Tau2021 on Super Tau Charm Factory: τ Michel Parameter with polarized e- beam

Fit of (ρ, all) in 3D at Belle II and SCTF



The sensitivities to all Michel par. at the SCTF become slightly better than those at Belle II (with unpolarized e^- beam) for $\mathcal{P}_e > 0.5$.

Expected MP stat. uncertainties are $\sim 10^{-4}$, to reach the same level systematic uncertainty, the NNLO corrections ($\mathcal{O}(\alpha^4)$) to the differential $e^+e^- \rightarrow \tau^+\tau^-$ cross section are mandatory.

It would be very exciting to have both projects probing tau sector with polarized e- beams

50ab⁻¹ of polarized Belle II data assumed in these studies

Polarization in SuperKEKB

- Goal is ~70% polarization with 80% polarized source (SLC had 75% polarization at the experiment)
- Electron helicity would be chosen randomly pulse-to-pulse by controlling the circular polarization of the source laser illuminating a GaAs photocathode (similar to SLC source)
- **Inject vertically polarized electrons** into the High Energy Ring (HER) - needs low enough emittance source to be able to inject.
- **Rotate spin to longitudinal before IP**, and then back to vertical after IP using solenoidal and dipole fields
- **Use Compton polarimeter to monitor longitudinal polarization with <1% absolute precision**, higher for relative measurements (arXiv:1009.6178) - needed for real time polarimetry
- **Use tau decays to get absolute average polarization at IP**

Tau Polarization as Beam Polarimeter

$$P_{z'}^{(\tau^-)}(\theta, P_e) = -\frac{8G_F s}{4\sqrt{2}\pi\alpha} \operatorname{Re} \left\{ \frac{g_V^l - Q_b g_V^b Y_{1S,2S,3S}(s)}{1 + Q_b^2 Y_{1S,2S,3S}(s)} \right\} \left(g_A^\tau \frac{|\vec{p}|}{p^0} + 2g_A^e \frac{\cos\theta}{1 + \cos^2\theta} \right) + P_e \frac{\cos\theta}{1 + \cos^2\theta}$$

- Dominant term is the polarization forward-backward asymmetry ($A_{\text{FB}}^{\text{pol}}$) whose coefficient is the beam polarization
- Measure tau polarization as a function of θ for the separately tagged beam polarization states
- Can expect $\sim 1/2$ % absolute precision of the polarization at the interaction point – includes transport effects, lumi-weighting, stray e^+ polarization
- Method assumes tau neutrino is 100% left handed – motivates validation of this
- See Caleb Miller's Talk tomorrow for details on current status of sensitivity studies – very promising!

Polarization in SuperKEKB

Hardware needs

1. **Low emittance polarized Source**
2. Spin rotators
3. Compton polarimeter

Design source photo-cathode

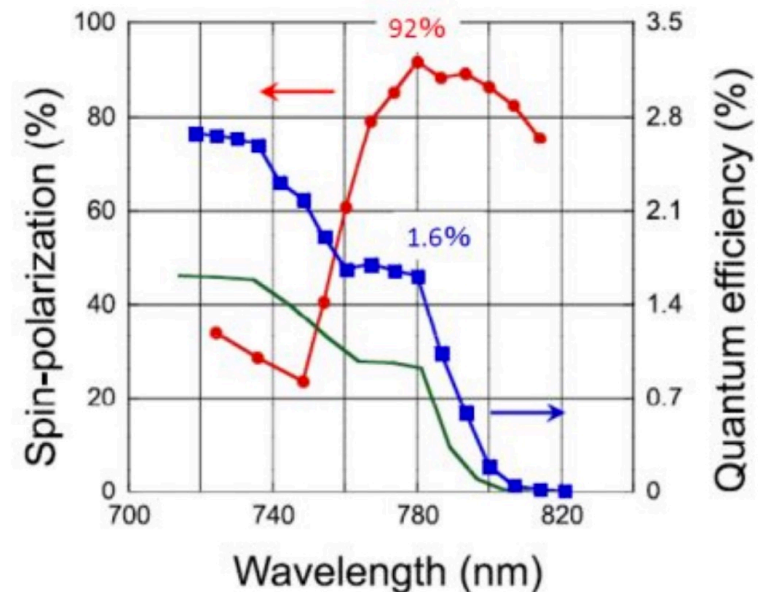
With 4 nC/bunch

20 mm-mrad vertical emittance

50 mm-mrad horizontal emittance

Current focus is on GaAs cathode with a thin Negative Electron Affinity (NEA) surface.

KEK and Hiroshima Groups - work on ILC sources leveraged



Z. Liptak and M. Kuriki
(Hiroshima)

Polarization in SuperKEKB

Hardware needs

1. Low emittance Source
2. **Spin rotators**
3. Compton polarimeter



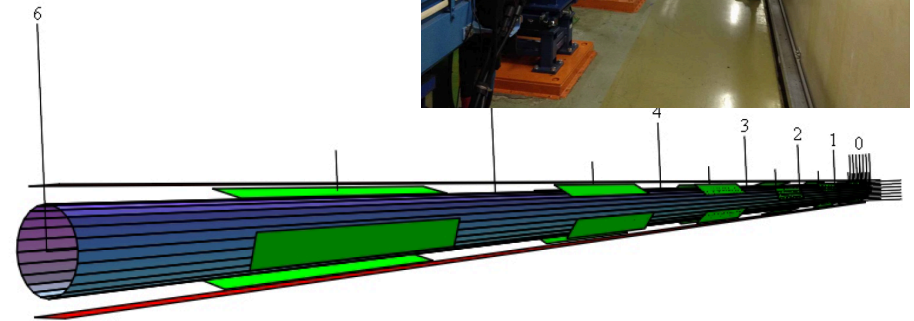
Use of solenoids and dipoles, plus the quadrupoles (needed for decoupling) on either side of interaction point

BINP, ANL, BNL, TRIUMF-Victoria Groups

Polarization in SuperKEKB

Hardware needs

1. Low emittance Source
2. **Spin rotators**
3. Compton polarimeter



In preliminary studies, one concept (U. Wienands, ANL) is to use overlapping field magnets which would replace existing bending magnets either side of interaction point

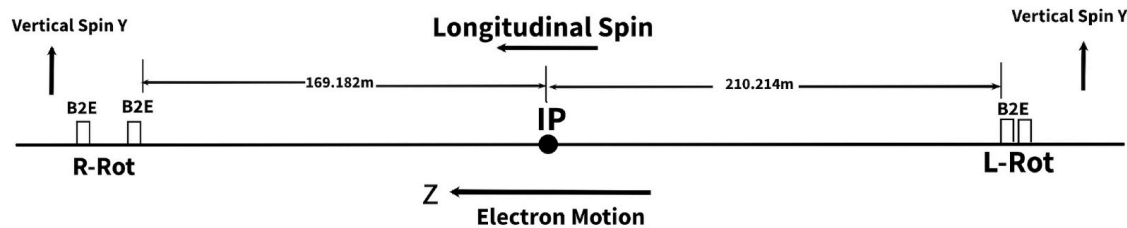
BINP, ANL, BNL, TRIUMF-Victoria Groups

Preliminary studies – ANL, TRIUMF, Victoria

Overlapping Field Solenoid-Dipole-Quadrupole Spin Rotator - Uli Wienands, ANL

Yuhao Peng, Victoria

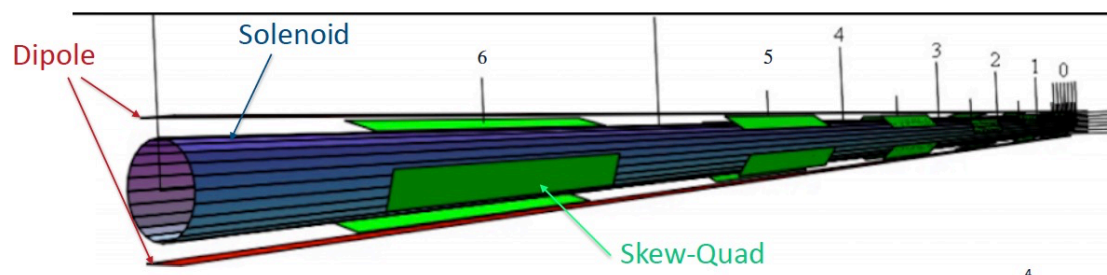
Spin Rotator



Left rotator(L-Rot) is to rotate the vertical spin to the longitudinal direction

Right rotator(R-Rot) is to rotate the longitudinal back to vertical

- replace some existing ring dipoles(send) near the IP with the solenoid-dipole combined function magnets and maintain the original dipole strength to keep the geometry
- Install 6 skew-quadrupole on top of each rotator section to compensate for the x-y plane coupling caused by solenoids



(BNL expertise in construction of direct wind magnets suitable for these magnets)

U. Wienands, ANL

Preliminary studies – ANL, TRIUMF, Victoria

Simulation Tool

- **Bmad** is an open-source software library (aka toolkit) created/maintained by David Sagan at Cornell University for simulating charged particles and X-rays. Étienne Forest's "Polymorphic Tracking Code" (**PTC**) is incorporated into it.
- **Tao** is a user-friendly interface to Bmad which gives general purpose simulation, based upon Bmad.
- **Bmad** via the **Tao** interface is a powerful and user-friendly tool used for viewing lattices, doing Twiss and orbit calculations, and performing nonlinear optimization on lattices

Using SuperKEKB High Energy Ring lattice (Demin Zhou, KEK)

Original Lattice with Rotators

	X		Y	
	Model	Design	Model	Design
Q	45.530994	45.530994	43.580709	43.580709
Chrom	1.593508	1.591895	1.622865	1.621568
J_damp	1.000064	0.999662	1.000002	1.000002
Emittance	4.44061E-09	4.44277E-09	5.65367E-13	5.65331E-13
Alpha_damp	1.78625E-04	1.78553E-04	1.78614E-04	1.78614E-04
Damping_time	5.63267E-02	5.63493E-02	5.63302E-02	5.63302E-02

Lattice with Rotators after re-matching chromaticity

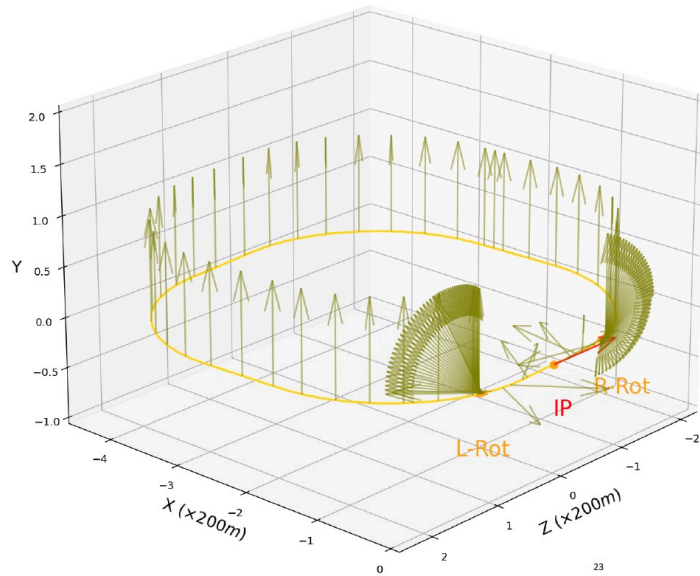
	X		Y		
	Model	Design	Model	Design	
Q	45.777566	45.777566	44.446774	44.446774	! Tune
Chrom	1.593508	1.541611	1.622865	1.700876	! dQ/(dE/E)
J_damp	0.984214	0.983584	1.005265	1.005263	! Damping Partition #
Emittance	4.88965E-09	4.89356E-09	4.01654E-12	4.01059E-12	! Meters
Alpha_damp	1.75793E-04	1.75681E-04	1.79553E-04	1.79553E-04	! Damping per turn
Damping_time	5.72340E-02	5.72706E-02	5.60354E-02	5.60355E-02	! Sec

Yuhao Peng (Victoria)

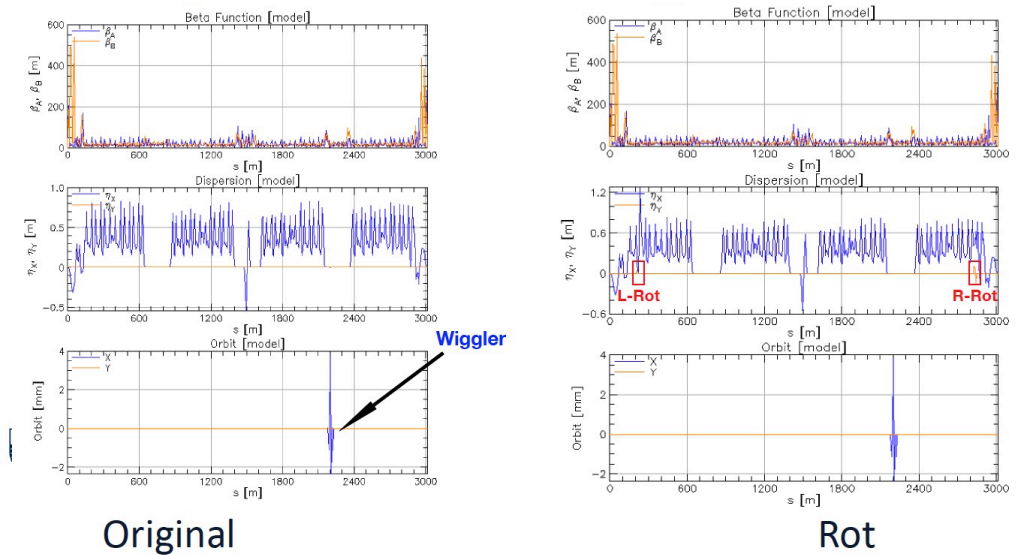
Next steps: re-match tunes and conduct long term tracking studies

Preliminary studies – ANL, TRIUMF, ANL

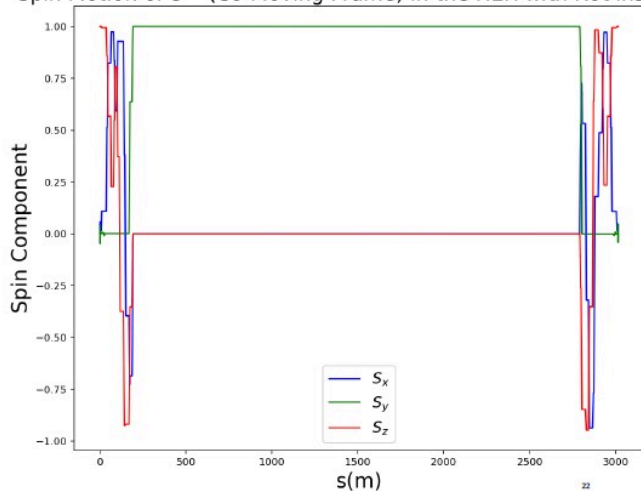
Spin Motion of e^- (Lab Frame) in the SuperKEKB HER with Spin Rotator Installed



Comparison of Full Lattice



Spin Motion of e^- (Co-Moving Frame) in the HER with Rot installed

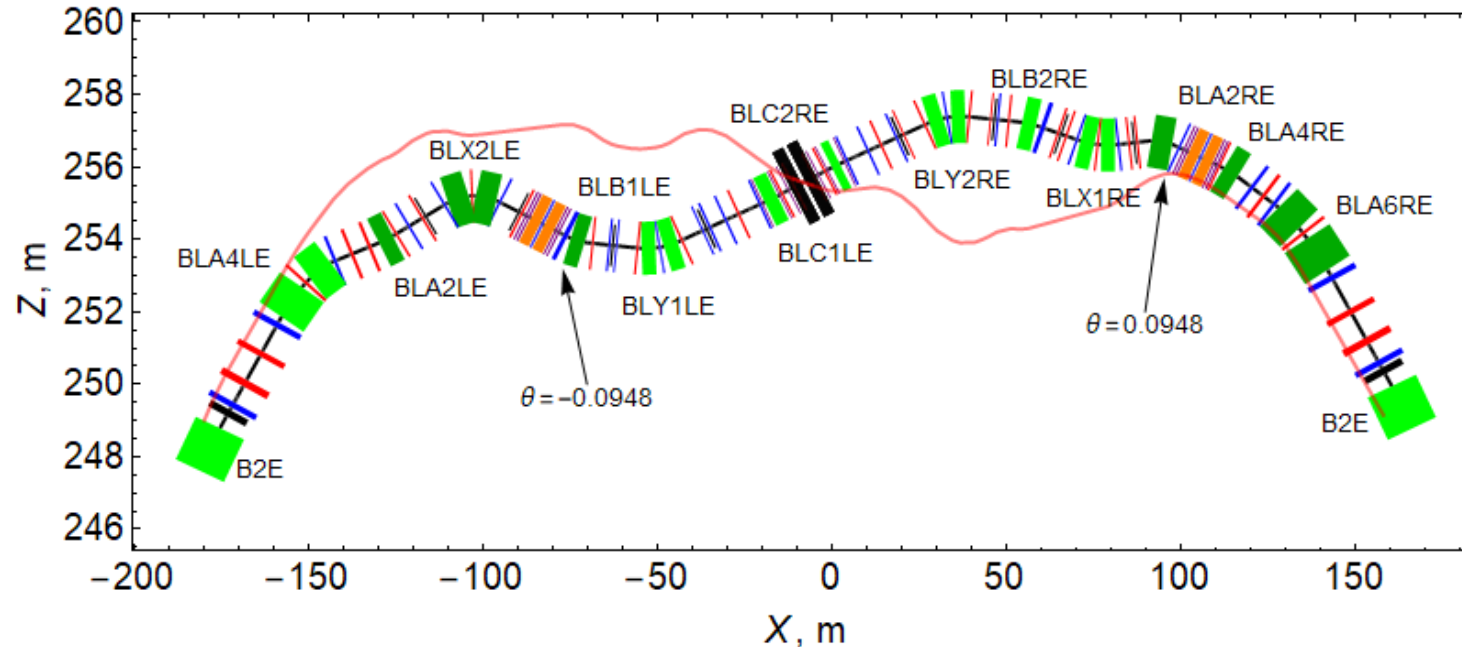


Spin Component	Entrance of Rot	IP	Exit
X	-0.0000032792024300	-0.0000044677361868	-0.0000063748934711
Y	0.999999999802550	0.0000026796195603	0.999999999793680
Z	-0.0000053600276775	0.999999999864290	0.0000007825194459

Yuhao Peng, Victoria

Preliminary studies by BINP group

Another Concept: install spin-rotator magnets in drift regions

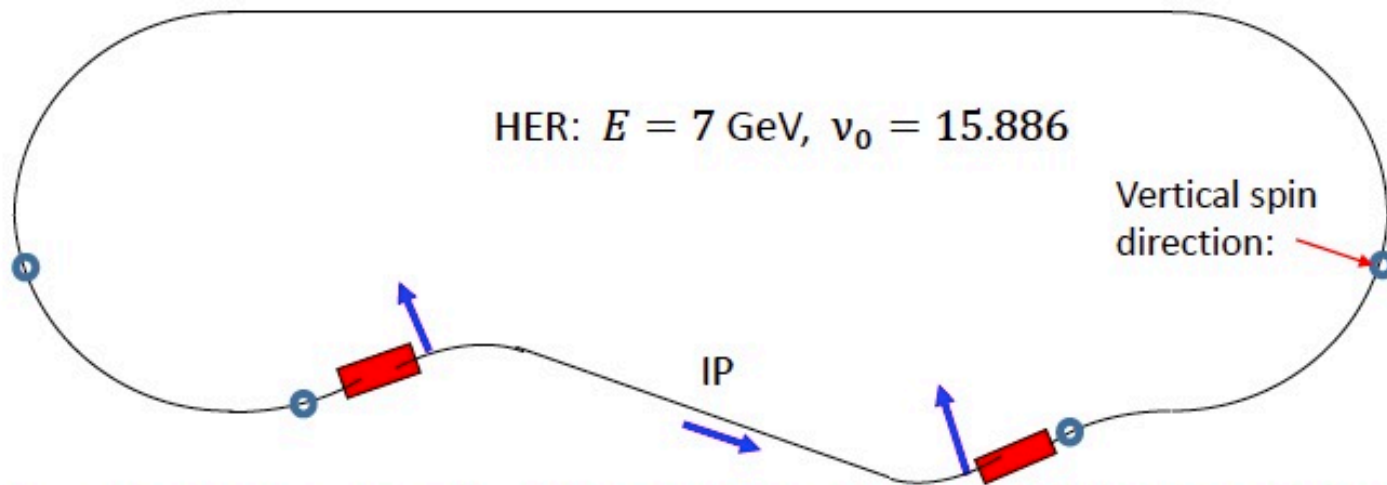


"B2E"	"BLA6RE"	"BLA4RE"	"BLA2RE"	"BLX1RE"	"BLB2RE"	"BLY2RE"	"BLC2RE"
0.0557427	0.0501498	0.0271539	0.0557427	-0.0221788	0.0234696	0.027	0.00591985
"BLC1LE"	"BLY1LE"	"BLB1LE"	"BLX2LE"	"BLA2LE"	"BLA4LE"		
-0.00591047	-0.0270414	-0.0387835	0.0532119	-0.0181419	0.0663659		

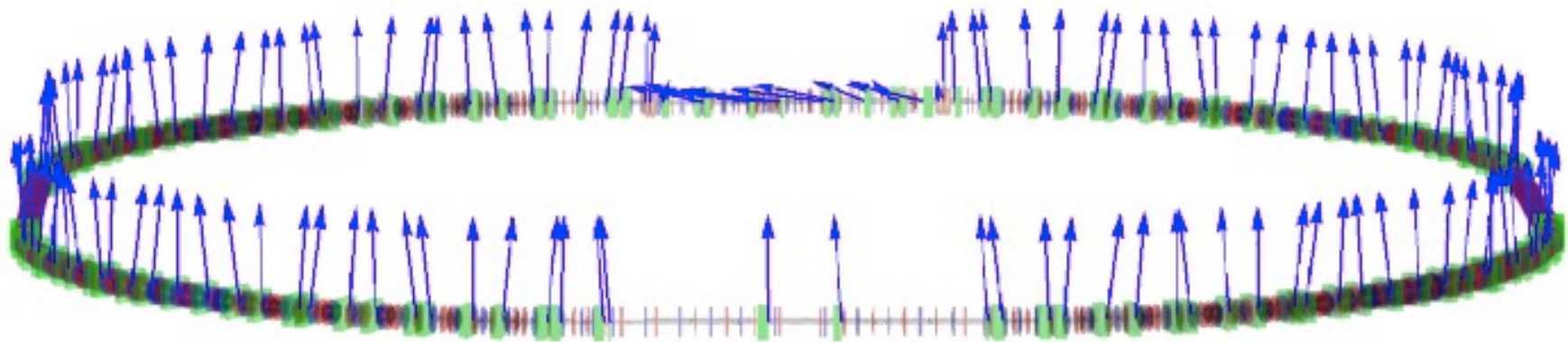
From I. Koop, A.Otboev and Yu.Shatunov, BINP, Novosibirsk preliminary considerations on the longitudinal polarization at SuperKEKB

Preliminary studies by BINP group

A scheme with restoration of the vertical spin direction in main arcs

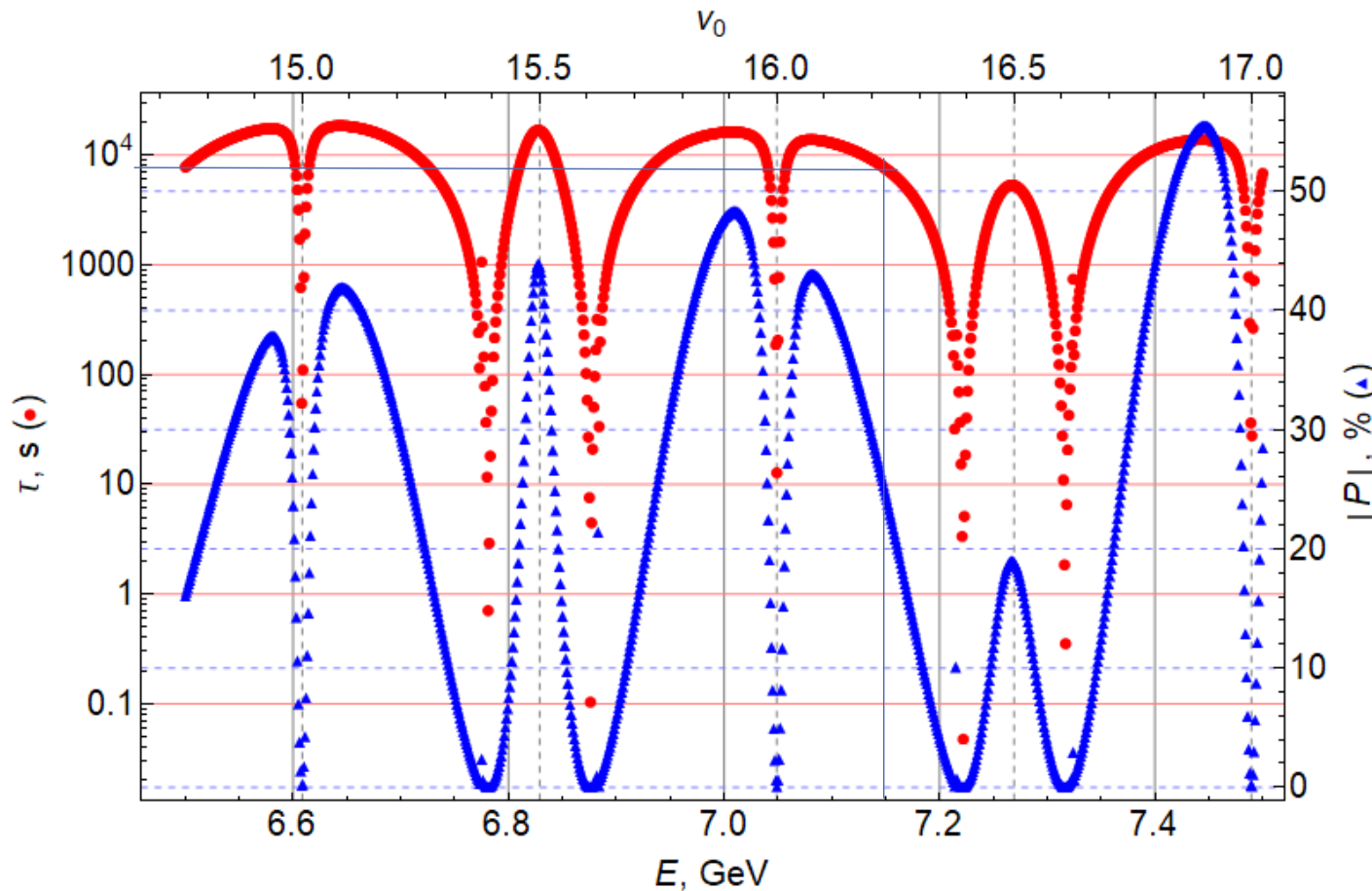


Spin direction is vertical in the main part of HER. Then it is rotated to the horizontal plane by the set of two solenoids, which are comprising the 90° spin rotator.



From I. Koop, A.Otboev and Yu.Shatunov, BINP, Novosibirsk preliminary considerations on the longitudinal polarization at SuperKEKB

Preliminary studies by BINP group




Depolarization lifetime at E=7.15GeV is 7500s (~2 hrs)

Note: beam is topped-up @ 50Hz continuously (current beam lifetime without top-up ~1hr)

From I. Koop, A.Otboev and Yu.Shatunov, BINP, Novosibirsk preliminary considerations on the longitudinal polarization at SuperKEKB

Preliminary studies by BINP group

Version 3 of the FF region geometry: Right half from IP



Koop, Long. Pol.

11


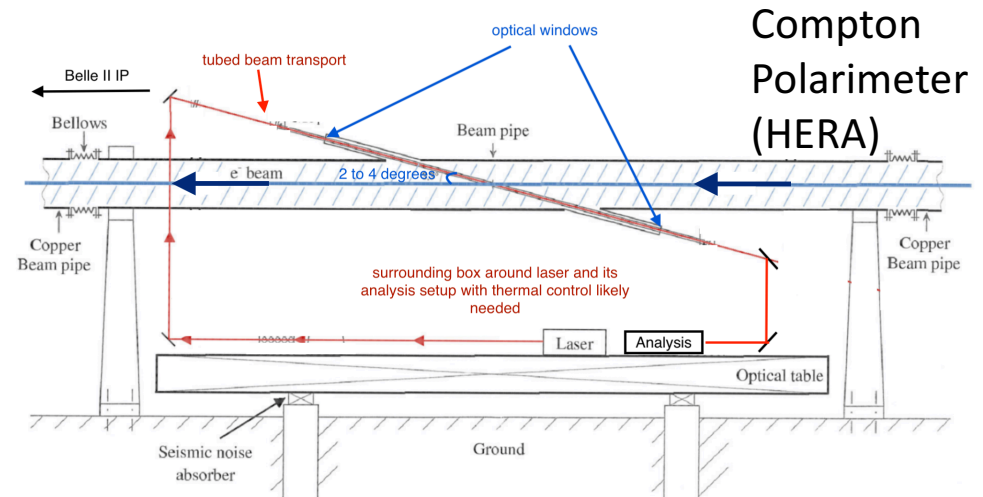
Polarization in SuperKEKB

Hardware needs

1. Low emittance Source
2. Spin rotators
3. **Compton polarimeter**

Space is available for laser interaction region and scattered electron detector

LAL Orsay and U. Manitoba groups

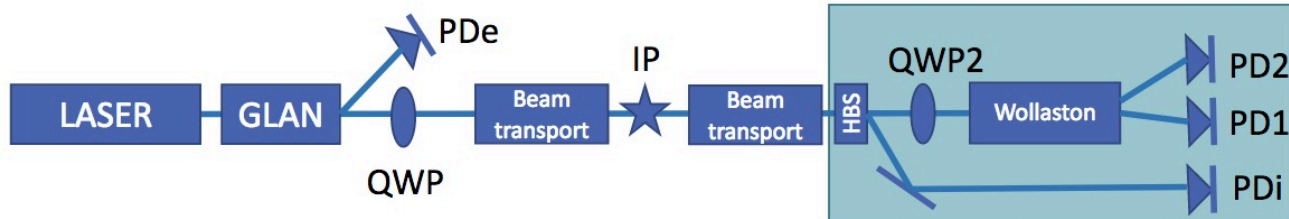


Polarization in SuperKEKB

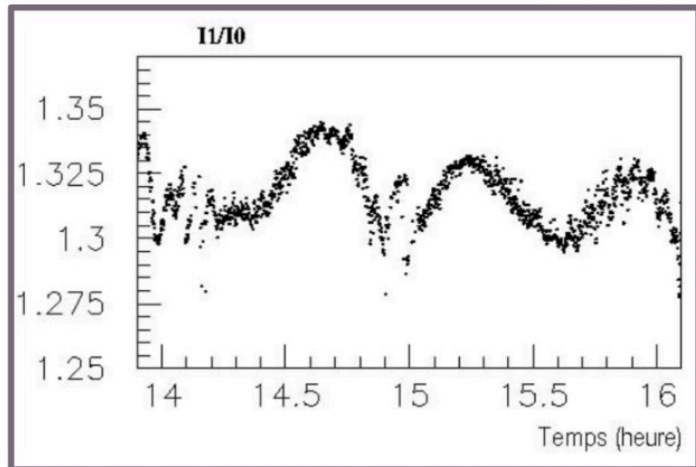
LAL Orsay team (A. Martens, Y. Peinaud, F. Zomer, P. Bambade, F. Le Diberder, K. Trabselsi) HERA Compton Polarimeter experience

Brisson JINST 5 P06006 (2010), Zomer HDR (2003), Jacquet HDR (2009), Baudrand PhD thesis (2007)

Laser beam polarization control



- Polarization independent Holographic Beam Sampler
- Careful suppression of laser intensity fluctuations
- Use of balanced photodiodes and differential electronics



Example of time dependent measurement at HERA

- Remaining 0.3% fluctuations

- More frequent measurements ?
- Modulation of circular polarization to avoid DC fluctuations ?

Polarization in SuperKEKB

U. Manitoba team (J. Mammei, M. Gericke, W. Deconinck) work on Compton polarimeter at JLab - QWeak and MOLLER – Using HPVMAPs as Compton e- Detector at MOLLER HVMAPS Beam Test, Fall 2019, DESY

We recently had a beam test of the 8th (2x1 cm²)
and 9th generation chip at DESY.

Version 10 will be submitted for production by the
end of this year (full 2x2 cm²).

If it performs well, version 11 (2020 submission) will
be the production chip we use for MOLLER.



Version 8 at UofM

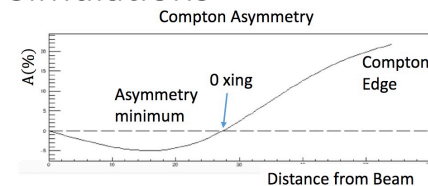
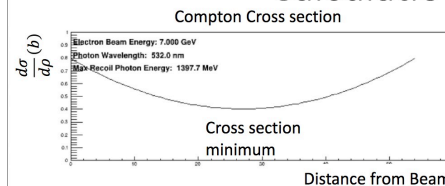
The chip is primarily developed by
groups at the U. of Heidelberg and the
Karlsruhe Institute of Technology, and
intended for various experiments:

- ATLAS
- Mu3e
- PANDA
- P2
- MOLLER



The implementation as a
Compton detector is done
by the Manitoba group.

Calculations/Simulations

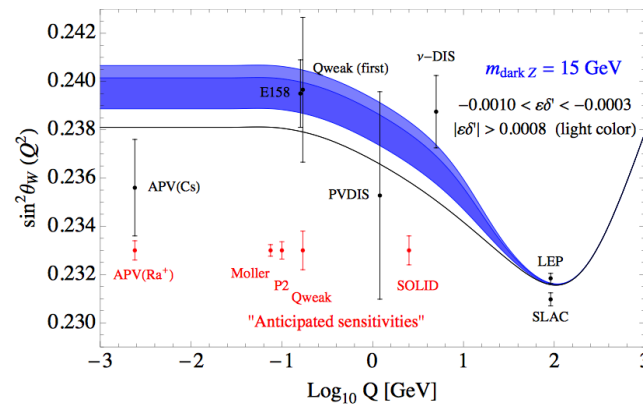


Summary

- e^- polarization upgrade at SuperKEKB would open a unique discovery window with precision electroweak physics
 - Measure the b, charm, tau, muon vector couplings with the highest precision and competitive electron coupling measurement
 - Unique probe of universality at unprecedented precision
- Also get significant improvements to tau LFV, Michel parameters, LFV, EDM, and $F_2(10\text{GeV})$

Summary

- competitive with measurements at Z-pole (until FCC) but at 10.58 GeV and complementary to Moller and low energy PV
 - test running of couplings
 - probe new physics at TeV scale complementary to LHC
 - probe ‘Dark Sector’



- Build on international partnerships with KEK to create a unique discovery machine

Summary

By opening this *unique* window on New Physics we could find something REALLY exciting

...



Thankyou for your attention...

...and consider taking the plunge and join the SuperKEKB electron beam polarization project!

Many areas where new people can have an impact! Additional accelerator physicists, experimentalist and theorists very welcome

- Beam dynamics and spin tracking
- Spin rotator design
- Compton polarimetry – detector expertise
- Polarized low emittance source
- Tau decay polarimetry – use as many decay channels as possible
- Tau Michel parameter, EDM and F_2 studies
- Detailed physics MC studies with final-state fermion selection optimizing signal to background: b, c, tau, mu and e, as well as light quarks
- Precision EW theoretical calculations
- Bhabha MC generator with polarized beams -> now have ReneSANCe

Additional Information

Masanori Satoh, KEK (June 2020)

Linac Beam Parameters for KEKB/SuperKEKB

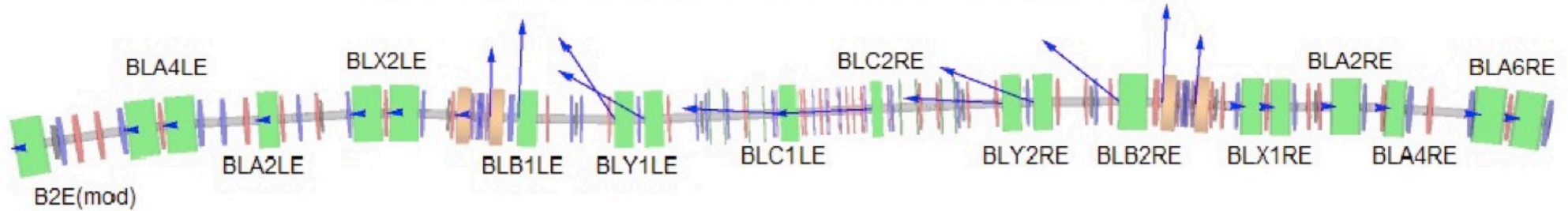
Stage	KEKB (final)		Phase-I		Phase-II		Phase-III (interim)		Phase-III (final)	
	e+	e-	e+	e-	e+	e-	e+	e-	e+	e-
Energy	3.5 GeV	8.0 GeV	4.0 GeV	7.0 GeV	4.0 GeV	7.0 GeV	4.0 GeV	7.0 GeV	4.0 GeV	7.0 GeV
Stored current	1.6 A	1.1 A	1.0 A	1.0 A	-	-	1.8 A	1.3 A	3.6 A	2.6 A
Life time (min.)	150	200	100	100	-	-	-	-	6	6
	primary e- 10		primary e- 8						primary e- 10	
Bunch charge (nC)	→ 1	1	→ 0.4	1	0.5	1	2	2	→ 4	4
Norm. Emittance	1400	310	1000	130	200/40		150/30	100/40	<u>100/15</u>	<u>40/20</u>
($\gamma\beta e$) (μmrad)					(Hor./Ver.)		(Hor./Ver.)	(Hor./Ver.)	(Hor./Ver.)	(Hor./Ver.)
Energy spread	0.13%	0.13%	0.50%	0.50%	0.16%	0.10%	0.16%	0.10%	<u>0.16%</u>	<u>0.07%</u>
Bunch / Pulse	2	2	2	2	2	2	2	2	2	2
Repetition rate	50 Hz		25 Hz		25 Hz		50 Hz		50 Hz	
Simultaneous top-up injection (PPM)	3 rings (LER, HER, PF)		No top-up		Partially		4+1 rings (LER, HER, DR, PF, PF-AR)		4+1 rings (LER, HER, DR, PF, PF-AR)	

Polarization in SuperKEKB

- These electroweak measurements require highest luminosity possible
- Polarized source not expected to reduce luminosity
- Spin rotators might affect luminosity if not carefully designed to minimize couplings between vertical and horizontal planes
 - Higher order and chromatic effects have to be considered in the design to ensure luminosity is not degraded

Preliminary studies by BINP group

n_0 along machine, $E = 7.15 \text{ GeV}$, HER, IP region



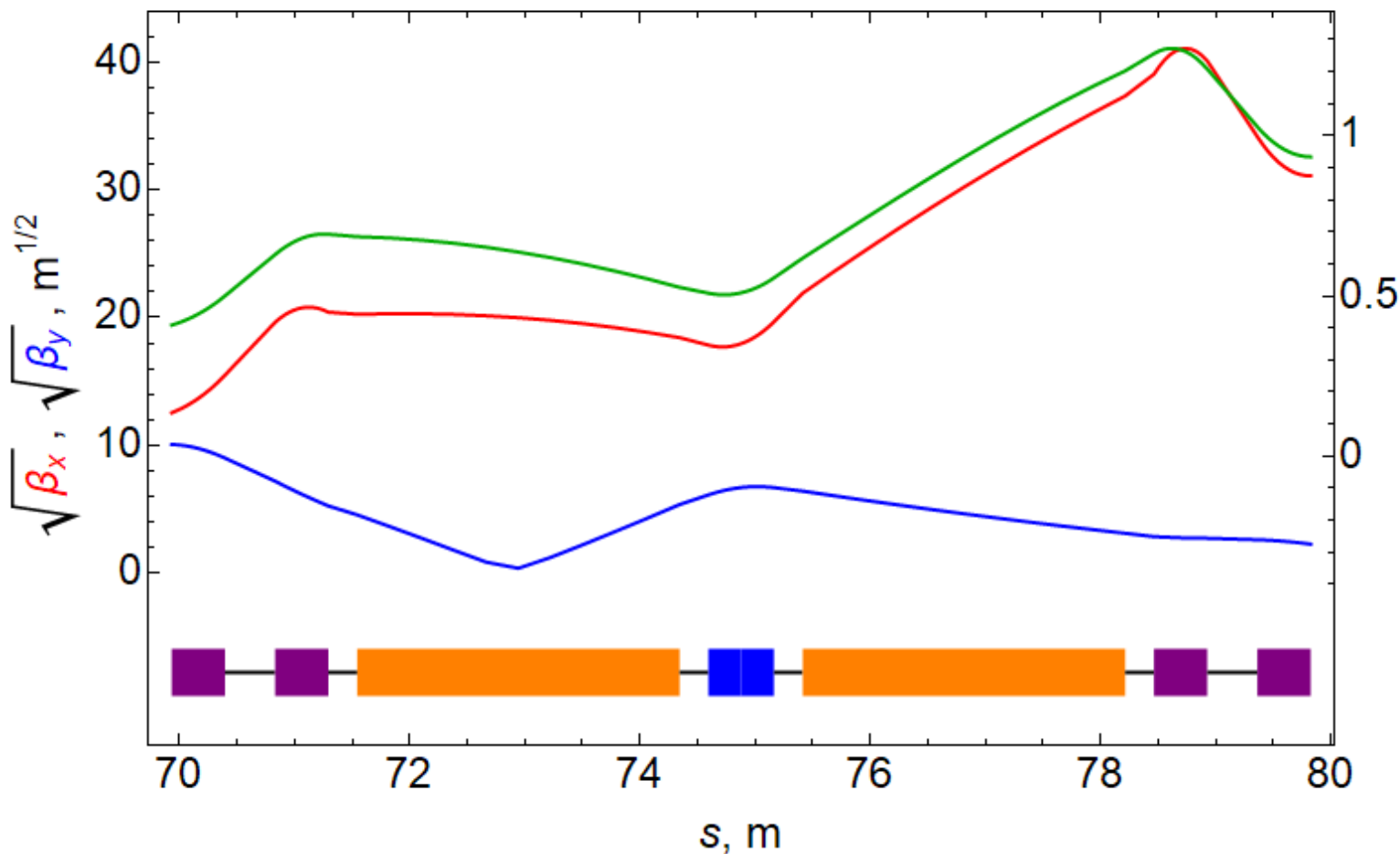
"B2E(mod)"	"BLA2LE"	"BLA2RE"	"BLA4LE"	"BLA4RE"	"BLA6RE"	"BLB1LE"
0.0745895	-0.0181419	0.0591537	0.0520765	0.0280687	0.0501498	-0.0368136
"BLB2RE"	"BLC1LE"	"BLC2RE"	"BLX1RE"	"BLX2LE"	"BLY1LE"	"BLY2RE"
0.0548871	-0.00591049	0.0059199	-0.0310501	0.0570931	-0.0270415	0.018

In arcs spin is directed purely vertically, while at IP longitudinally.

From I. Koop, A. Otboev and Yu. Shatunov, BINP, Novosibirsk preliminary considerations on the longitudinal polarization at SuperKEKB

Preliminary studies by BINP group

HER with skew spin rotators, rotator



e.g. Lattice functions for left-side spin rotator. Solenoids orange, central quad is normal, while doublets are rolled anti-symmetrically by $\varphi = \pm 22.474^\circ$.

From I. Koop, A.Otboev and Yu.Shatunov, BINP, Novosibirsk preliminary considerations on the longitudinal polarization at SuperKEKB

Growing international collaboration of Accelerator and Particle Physicists ~ half from outside Belle II

- Canada: TRIUMF, UVic, Manitoba, UBC/IPP
- France: LAL/Orsay
- KEK & Hiroshima Univ. + Oide-san (CERN)
- Russia: BINP
- USA: ANL, BLN, Louisville, Duke

Theorists in Canada, Italy, Russia & U.S. published recently on physics enabled by this project

Preparing Snowmass White Paper, followed by NOI, CDR & TDR, then construction.

***Additional Attraction:* Opportunity not just for physics, but serves as real-world project to develop technologies for learning and training for future e+e- polarization projects**

SuperKEKB polarization upgrade

- Would aim to install polarization in shutdown for new final focus ~2027 – Pol. R&D in MEXT KEK Roadmap 2021-26

Longer term Belle II run plan

- Run through 2030 to get full data set.
- New 2-layer pixel detector in 2022; new final focus 2026.

